



# 工具准备



# 拆泵头




依次取下  
四颗螺丝




泵头



固定螺丝



# 取下水管固定片




依次取下  
水管固定片

水管固定片



# 新泵头更换固定片


沿卡槽安装固定片



# 对齐并安装泵头



依次安装  
固定螺丝



# 通电测试

