



LOAD PERFORMANCE PARAMETERS

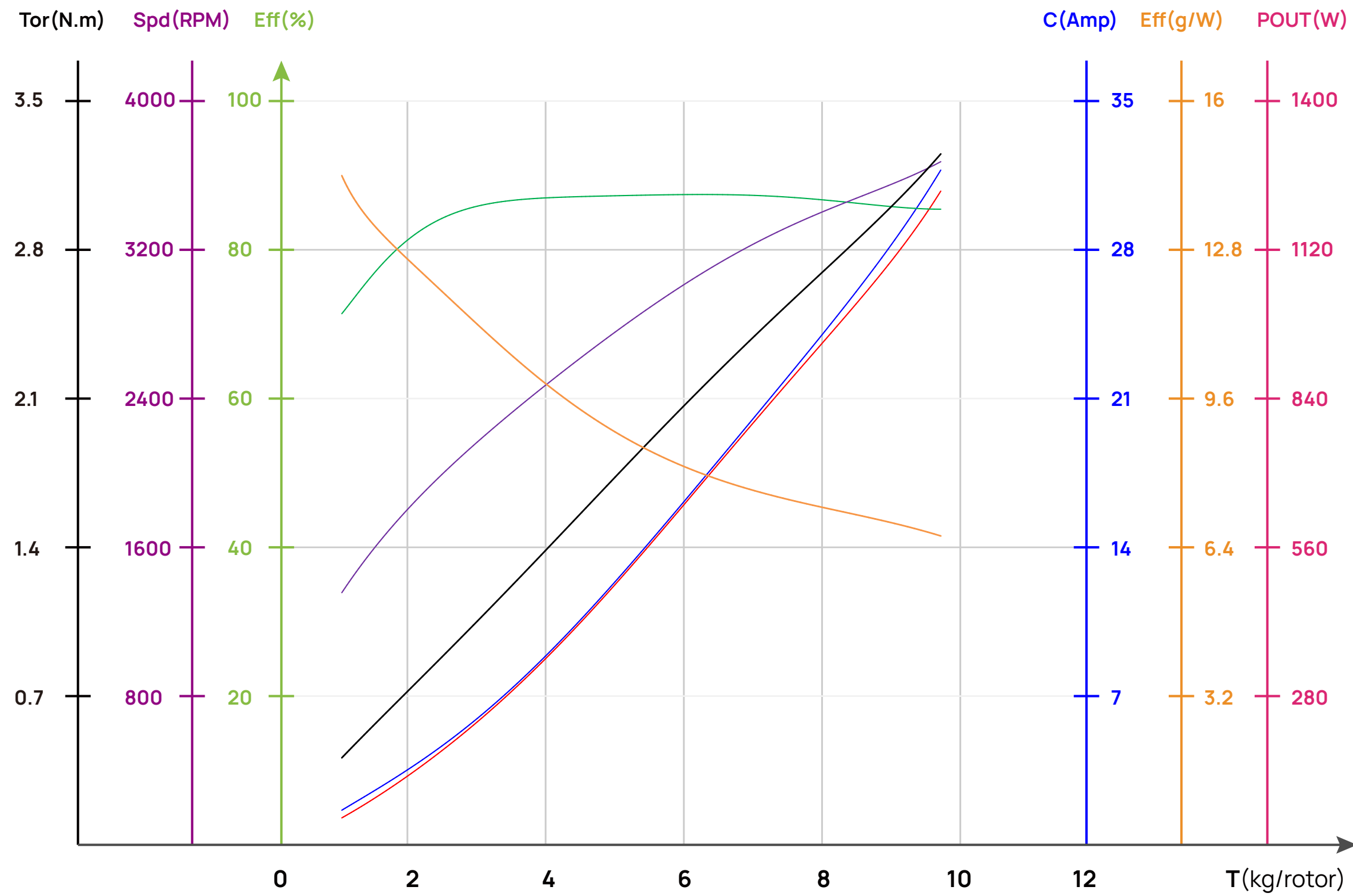
负载性能参数

以下数据为好盈实验室于室温 25°C、海平面高度，变化油门输入调节测得，电机温度为65%油门运行10分钟数据，仅供参考。

Under the environment of sea level altitude, the data below is measured in room temperature of 25°C.

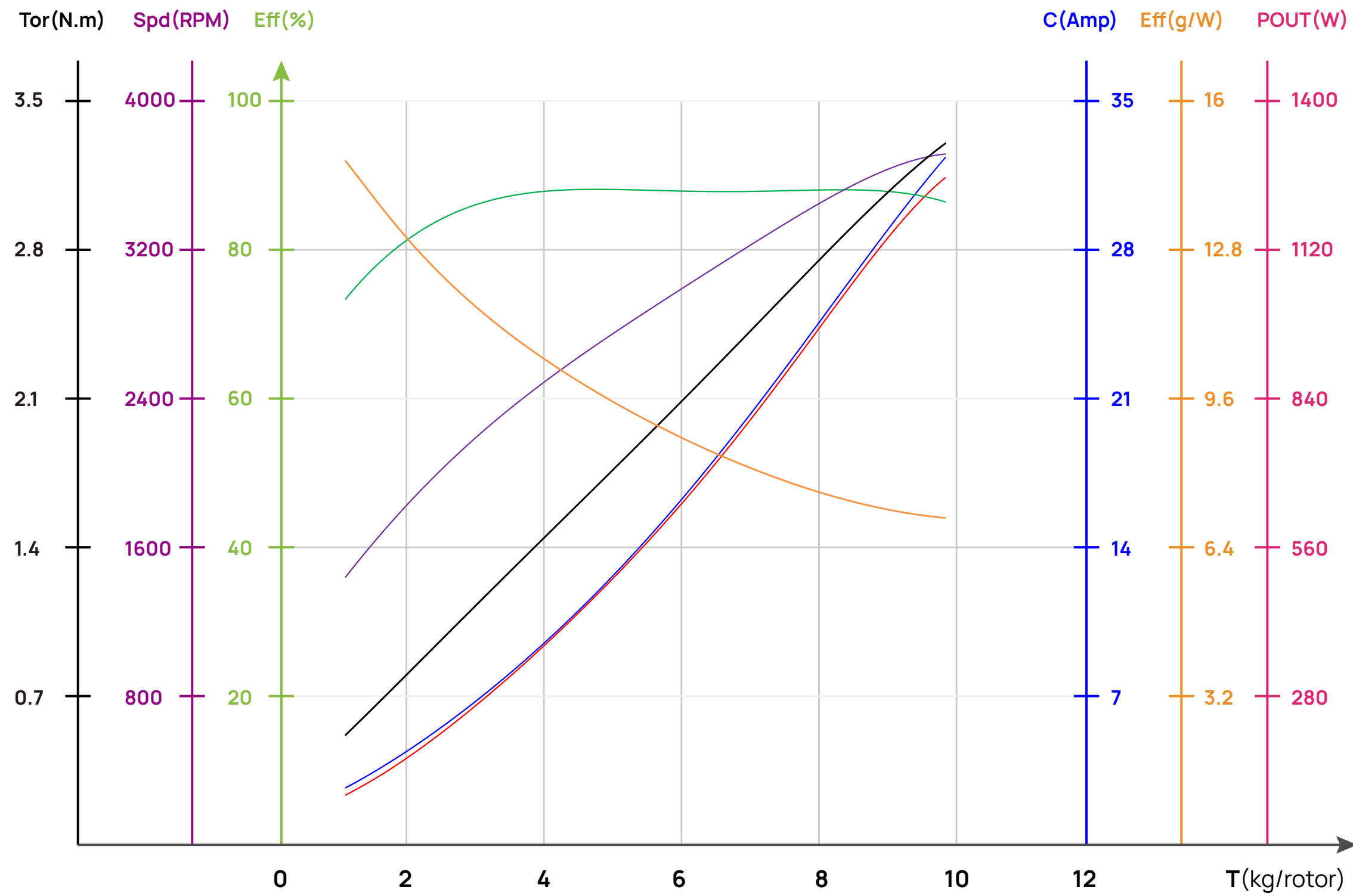
The throttle input is able to adjust the thrust, and the motor temperature is the temperature of the 65% throttle running for 10 minutes, for reference only.

95KV+GP29*9.5"



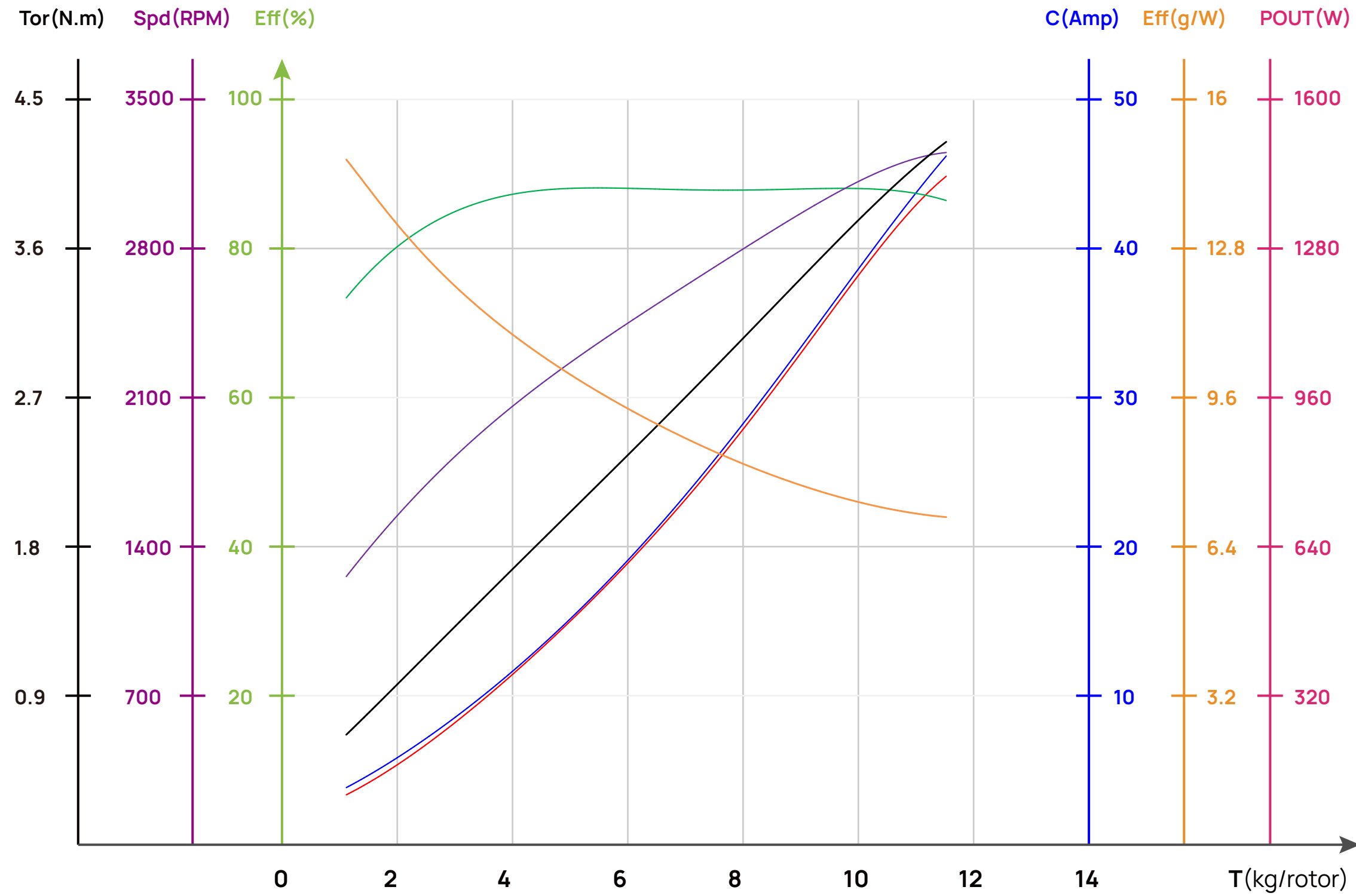
Voltage(V) 工作电压	Propeller 螺旋桨	Throttle(%) 油门	Thrust(g) 拉力	Current(A) 电流	Power Input(W) 输入功率	Speed(RPM) 转速	Efficiency(g/W) 效率	Torque(N·m) 扭矩	Power Output(W) 输出功率	Temperature(°C) 电机壳温度
46V (12S LiPo)	GP29*9.5"	33%	1241	1.9	88.0	1367	14.1	0.43	74.8	65.1
		35%	1351	2.1	98.1	1428	13.8	0.47	83.4	
		37%	1491	2.4	110.8	1501	13.5	0.52	94.1	
		39%	1653	2.7	125.7	1581	13.2	0.57	106.8	
		42%	1929	3.3	151.8	1707	12.7	0.67	129.0	
		45%	2232	3.9	181.8	1833	12.3	0.77	154.6	
		48%	2551	4.7	215.7	1955	11.8	0.87	183.4	
		51%	2877	5.5	253.3	2071	11.4	0.98	215.3	
		54%	3207	6.4	294.4	2182	10.9	1.09	250.2	
		57%	3539	7.4	338.7	2289	10.4	1.21	287.9	
		60%	3870	8.4	386.3	2392	10.0	1.32	328.4	
		63%	4203	9.5	437.1	2492	9.6	1.44	371.5	
		66%	4541	10.7	491.1	2591	9.2	1.55	417.5	
		69%	4886	11.9	548.8	2689	8.9	1.67	466.5	
		72%	5242	13.3	610.5	2787	8.6	1.80	518.9	
		75%	5615	14.7	676.5	2885	8.3	1.93	575.1	
		78%	6007	16.2	747.3	2983	8.0	2.06	635.2	
		81%	6422	17.9	823.1	3079	7.8	2.20	699.6	
		84%	6862	19.6	903.9	3173	7.6	2.34	768.3	
		87%	7330	21.5	990.1	3261	7.4	2.49	841.6	
90%	7823	23.5	1082.3	3345	7.2	2.64	919.9			
100%	9515	31.3	1439.5	3616	6.6	3.20	1223.5			

95KV+ML30*9.8"



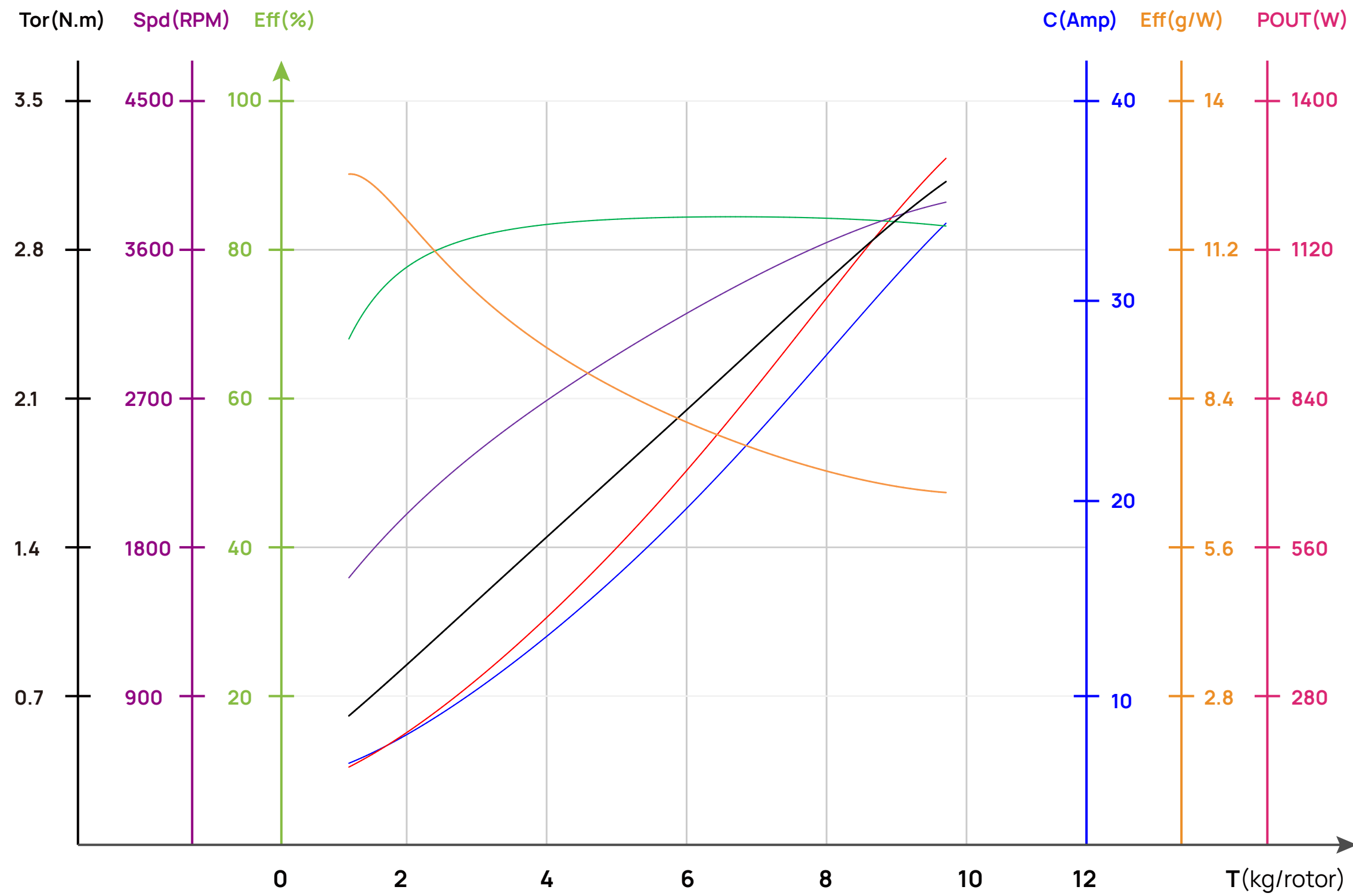
Voltage(V) 工作电压	Propeller 螺旋桨	Throttle(%) 油门	Thrust(g) 拉力	Current(A) 电流	Power Input(W) 输入功率	Speed(RPM) 转速	Efficiency(g/W) 效率	Torque(N·m) 扭矩	Power Output(W) 输出功率	Temperature(°C) 电机壳温度
46V (12S LiPo)	ML30*9.8"	33%	1281	1.9	89.6	1366	14.3	0.45	76.1	73.6
		35%	1421	2.2	101.3	1433	14.0	0.49	86.1	
		37%	1575	2.5	114.8	1505	13.7	0.54	97.6	
		39%	1743	2.8	130.1	1580	13.4	0.60	110.6	
		42%	2015	3.4	156.5	1698	12.9	0.69	133.0	
		45%	2311	4.1	186.9	1818	12.4	0.79	158.8	
		48%	2626	4.8	221.2	1939	11.9	0.89	188.0	
		51%	2956	5.6	259.3	2057	11.4	1.00	220.4	
		54%	3298	6.5	301.1	2172	11.0	1.12	256.0	
		57%	3650	7.5	346.4	2282	10.5	1.23	294.5	
		60%	4008	8.6	395.1	2388	10.1	1.35	335.8	
		63%	4371	9.7	447.0	2490	9.8	1.47	380.0	
		66%	4736	10.9	502.2	2588	9.4	1.59	426.9	
		69%	5105	12.2	560.7	2683	9.1	1.71	476.6	
		72%	5477	13.5	622.6	2776	8.8	1.84	529.2	
		75%	5853	14.9	688.3	2870	8.5	1.96	585.1	
		78%	6237	16.5	758.3	2963	8.2	2.09	644.5	
		81%	6631	18.1	833.2	3059	8.0	2.23	708.2	
		84%	7040	19.8	913.9	3157	7.7	2.37	776.8	
		87%	7472	21.8	1001.6	3259	7.5	2.52	851.4	
90%	7933	23.8	1097.4	3363	7.2	2.68	932.8			
100%	9708	31.6	1454.1	3628	6.7	3.22	1236.0			

95KV+GP32*10.5"



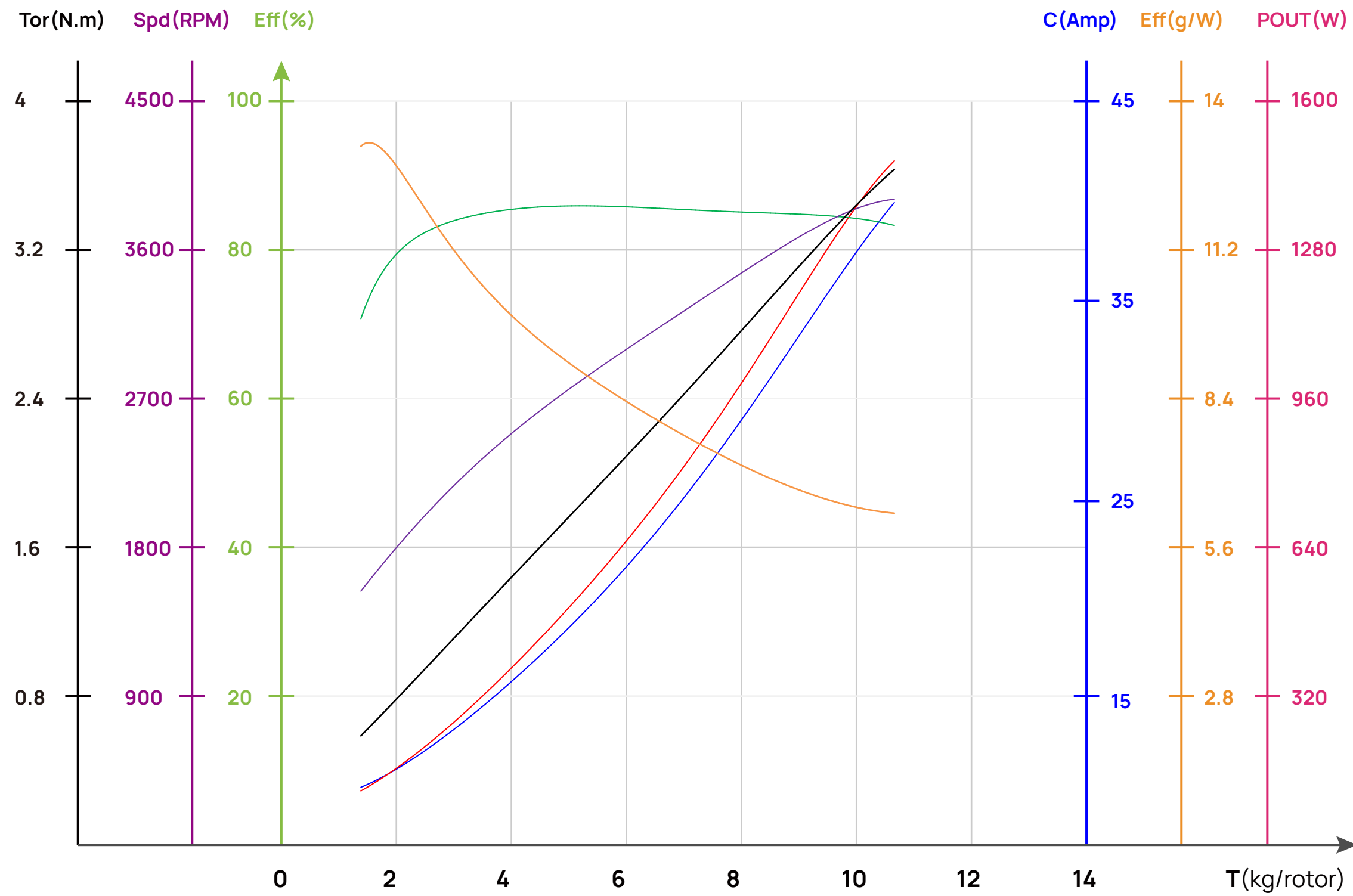
Voltage(V) 工作电压	Propeller 螺旋桨	Throttle(%) 油门	Thrust(g) 拉力	Current(A) 电流	Power Input(W) 输入功率	Speed(RPM) 转速	Efficiency(g/W) 效率	Torque(N·m) 扭矩	Power Output(W) 输出功率	Temperature(°C) 电机壳温度
46V (12S LiPo)	GP32*10.5"	33%	1654	2.5	116.5	1307	14.2	0.64	99.0	87.1
		35%	1812	2.8	130.3	1364	13.9	0.69	110.7	
		37%	1996	3.2	147.2	1428	13.6	0.76	125.1	
		39%	2202	3.6	167.3	1498	13.2	0.84	142.2	
		42%	2545	4.4	203.0	1609	12.5	0.97	172.5	
		45%	2918	5.3	245.1	1723	11.9	1.11	208.3	
		48%	3313	6.4	293.1	1836	11.3	1.25	249.1	
		51%	3722	7.5	346.3	1946	10.7	1.40	294.3	
		54%	4141	8.8	404.2	2050	10.2	1.56	343.5	
		57%	4562	10.1	466.2	2150	9.8	1.72	396.2	
		60%	4985	11.6	531.9	2243	9.4	1.87	452.1	
		63%	5406	13.1	601.2	2332	9.0	2.03	511.0	
		66%	5825	14.6	674.0	2417	8.6	2.18	572.9	
		69%	6243	16.3	750.4	2498	8.3	2.34	637.8	
		72%	6661	18.0	830.9	2579	8.0	2.49	706.3	
		75%	7082	19.9	916.2	2658	7.7	2.65	778.7	
		78%	7510	21.9	1007.2	2738	7.5	2.81	856.1	
		81%	7950	24.0	1105.4	2820	7.2	2.98	939.6	
		84%	8408	26.3	1212.5	2904	6.9	3.15	1030.6	
		87%	8890	28.9	1330.5	2991	6.7	3.34	1130.9	
90%	9405	31.7	1461.9	3079	6.4	3.53	1242.6			
100%	11354	43.3	1992.2	3301	5.7	4.22	1693.4			

110KV+GP28*9.2"



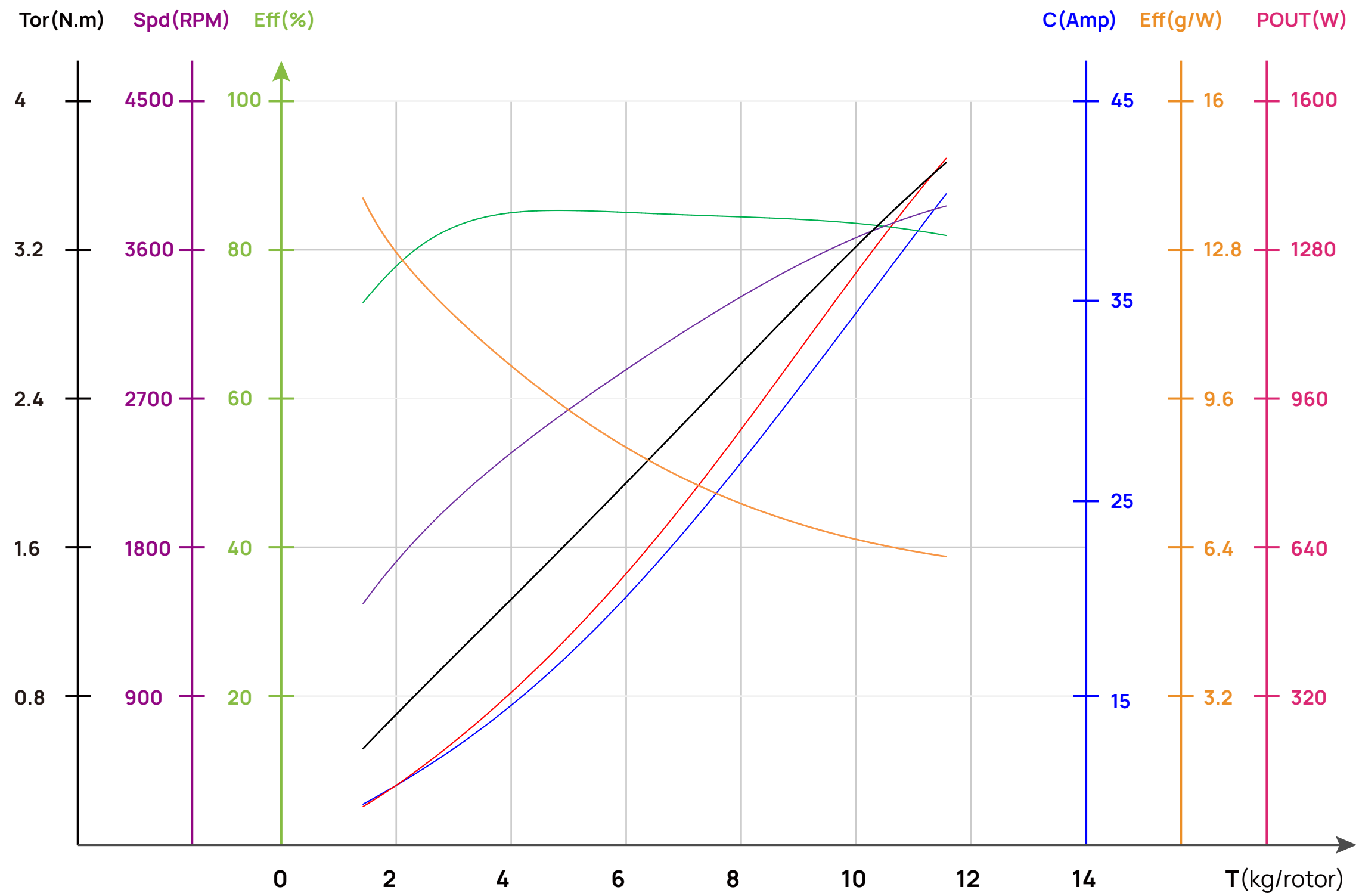
Voltage(V) 工作电压	Propeller 螺旋桨	Throttle(%) 油门	Thrust(g) 拉力	Current(A) 电流	Power Input(W) 输入功率	Speed(RPM) 转速	Efficiency(g/W) 效率	Torque(N·m) 扭矩	Power Output(W) 输出功率	Temperature(°C) 电机壳温度
46V (12S LiPo)	GP28*9.2"	33%	1284	2.2	99.4	1484	12.9	0.44	84.5	68.5
		35%	1404	2.4	109.1	1550	12.9	0.47	92.7	
		37%	1553	2.6	121.8	1629	12.7	0.52	103.6	
		39%	1725	3.0	137.6	1717	12.5	0.58	117.0	
		42%	2015	3.6	166.5	1855	12.1	0.67	141.6	
		45%	2332	4.4	201.2	1996	11.6	0.77	171.0	
		48%	2665	5.2	240.6	2134	11.1	0.88	204.5	
		51%	3007	6.2	283.8	2266	10.6	0.99	241.2	
		54%	3353	7.2	330.1	2391	10.2	1.10	280.6	
		57%	3699	8.2	379.0	2509	9.8	1.22	322.1	
		60%	4045	9.3	430.1	2622	9.4	1.33	365.6	
		63%	4392	10.5	483.5	2729	9.1	1.44	411.0	
		66%	4740	11.7	539.5	2834	8.8	1.55	458.6	
		69%	5094	13.0	598.7	2936	8.5	1.67	508.9	
		72%	5457	14.4	661.8	3038	8.2	1.78	562.6	
		75%	5833	15.8	729.9	3140	8.0	1.91	620.4	
		78%	6228	17.5	804.2	3244	7.7	2.03	683.5	
		81%	6645	19.2	885.7	3350	7.5	2.17	752.9	
		84%	7090	21.2	975.7	3457	7.3	2.32	829.4	
		87%	7565	23.3	1075.0	3566	7.0	2.47	913.8	
90%	8074	25.7	1183.8	3674	6.8	2.64	1006.2			
100%	9915	34.0	1565.5	3964	6.3	3.19	1330.6			

110KV+GP29*9.5"



Voltage(V) 工作电压	Propeller 螺旋桨	Throttle(%) 油门	Thrust(g) 拉力	Current(A) 电流	Power Input(W) 输入功率	Speed(RPM) 转速	Efficiency(g/W) 效率	Torque(N·m) 扭矩	Power Output(W) 输出功率	Temperature(°C) 电机壳温度
46V (12S LiPo)	GP29*9.5"	33%	1420	2.4	108.5	1461	13.1	0.50	92.2	78.6
		35%	1581	2.6	120.5	1533	13.1	0.55	102.4	
		37%	1761	2.9	135.5	1612	13.0	0.61	115.2	
		39%	1957	3.3	153.5	1696	12.7	0.68	130.5	
		42%	2276	4.0	186.1	1827	12.2	0.78	158.2	
		45%	2619	4.9	224.8	1960	11.7	0.90	191.1	
		48%	2980	5.8	268.9	2092	11.1	1.02	228.6	
		51%	3353	6.9	317.7	2220	10.6	1.15	270.0	
		54%	3735	8.0	370.3	2342	10.1	1.27	314.8	
		57%	4122	9.3	426.3	2458	9.7	1.40	362.3	
		60%	4511	10.5	485.2	2567	9.3	1.53	412.5	
		63%	4902	11.9	547.2	2672	9.0	1.66	465.1	
		66%	5294	13.3	612.2	2772	8.6	1.79	520.4	
		69%	5687	14.8	680.8	2869	8.4	1.93	578.7	
		72%	6084	16.4	753.4	2965	8.1	2.06	640.4	
		75%	6487	18.0	831.0	3061	7.8	2.20	706.3	
		78%	6898	19.9	914.5	3159	7.5	2.34	777.3	
		81%	7323	21.8	1005.3	3260	7.3	2.49	854.5	
		84%	7767	24.0	1104.7	3364	7.0	2.64	939.0	
		87%	8235	26.4	1214.2	3474	6.8	2.81	1032.1	
90%	8735	29.0	1334.9	3586	6.5	2.99	1134.7			
100%	10624	38.5	1772.7	3870	6.0	3.60	1506.8			

110KV+ML30*9.8"



Voltage(V) 工作电压	Propeller 螺旋桨	Throttle(%) 油门	Thrust(g) 拉力	Current(A) 电流	Power Input(W) 输入功率	Speed(RPM) 转速	Efficiency(g/W) 效率	Torque(N·m) 扭矩	Power Output(W) 输出功率	Temperature(°C) 电机壳温度
46V (12S LiPo)	ML30*9.8"	33%	1468	2.3	106.8	1454	13.7	0.51	90.8	75.4
		35%	1614	2.6	120.5	1525	13.4	0.56	102.5	
		37%	1787	3.0	137.2	1606	13.0	0.62	116.7	
		39%	1984	3.4	156.6	1692	12.7	0.68	133.1	
		42%	2313	4.1	190.4	1827	12.2	0.79	161.8	
		45%	2672	5.0	229.2	1962	11.7	0.91	194.9	
		48%	3051	5.9	273.0	2093	11.2	1.03	232.0	
		51%	3441	7.0	321.2	2219	10.7	1.16	273.0	
		54%	3837	8.1	373.6	2338	10.3	1.29	317.6	
		57%	4236	9.3	429.9	2452	9.9	1.42	365.4	
		60%	4634	10.6	489.8	2560	9.5	1.55	416.3	
		63%	5031	12.0	553.1	2665	9.1	1.68	470.2	
		66%	5427	13.5	620.0	2767	8.8	1.81	527.0	
		69%	5825	15.0	690.5	2866	8.4	1.94	587.0	
		72%	6228	16.6	765.2	2964	8.1	2.08	650.4	
		75%	6639	18.3	844.7	3062	7.9	2.22	718.0	
		78%	7065	20.2	929.8	3161	7.6	2.36	790.4	
		81%	7509	22.2	1021.7	3260	7.3	2.51	868.5	
		84%	7979	24.4	1121.6	3360	7.1	2.67	953.3	
		87%	8480	26.7	1230.6	3461	6.9	2.84	1046.0	
90%	9019	29.3	1349.9	3561	6.7	3.02	1147.4			
100%	11051	39.2	1803.9	3843	6.1	3.65	1533.3			